

APPROVED FLOORING TYPES

- TAJ Luxury Vinyl Planks & Tiles
- TAJ Modular Acoustic Flooring
 - TAJ Phthalate Free LVT
- TAJ Phthalate Free Sheet Vinyl

DESCRIPTION

Premium Vinyl Flooring Adhesive for use with TAJ flooring products

APPROVED SUBSTRATES & SURFACES

- Properly prepared concrete
- Portland based underlayments
- Properly prepared lightweight concrete (primed with universal primer)
- APA graded smooth sanded plywood
- Terrazzo (properly prepared with all waxes and surface finishes removed)
- Concrete radiant heated subfloors that do not exceed 85°F (30°C)

RH - 95% [ASTM F2170]

pH - 5-12

MVER - 10 lbs [ASTM F1869]

SUBSTRATE TESTING

Follow TAJ Flooring guidelines for allowable levels of moisture. Substrate must be prepared per ASTM F710 standards including, but not limited to the following:

- Concrete floors must be dry, clean, smooth and structurally sound. They shall be free of any foreign materials that might prevent adhesive bond, including dust, dirt, solvent, paint, wax, oil, grease, residual adhesive, adhesive removers, incompatible sealers, fire-retardant chemicals, fungicides, release agents, alkaline salts, excessive carbonation, laitance, mold, mildew, and curing, sealing, hardening or parting compounds.
- Fill all surface cracks, grooves, depressions, control joints and non-moving joints with moisture-resistant patching and self-leveling compounds, allow to fully cure and correct high spots before applying adhesive.
- The substrate, adhesive and flooring must be acclimated in an enclosed building with the HVAC operational between 60-95°F (15-35°C), and between 30-65% relative humidity, for at least 72 hours before, during and after the installation.
- When installing over radiant heated subfloors, turn the heat off for 24 hours before, during and after installation. Failure to turn the heat off may result in shortened working time of the adhesive. When turning radiant heat back on, raise it incrementally, not to exceed a change of more than 5 degrees per hour to a maximum of 85°.

SUBSTRATE & SURFACE PREPARATION

PRECAUTIONARY NOTES:

- Concrete must be placed in strict accordance with applicable standards and specifications. An intact moisture vapor retarder must be present below the concrete (see ASTM E1745), must be fully cured (at least 45 days) and without hydrostatic pressure.
- Although TAJ-1095 is a high-moisture tolerant adhesive, it does not form a moisture vapor barrier and will not protect flooring from moisture damage.
- Flooring must be acclimated per TAJ Flooring guidelines.

APPLICATION INSTRUCTIONS

Follow TAJ Flooring guidelines for layout, design and any special precautions for installation.




1. Spread adhesive using required tools (see tool chart below).
2. Install flooring per the instructions below dependent upon desired application method.
 - PSA (porous and non-porous substrates)
 - Wait 30-60 minutes after adhesive is spread to allow it to dry (adhesive will darken to visually cue installer).
 - Working time is approximately 12 hours under acceptable temperature and humidity conditions.
 - Semi-wet set (porous substrates only)
 - Wait 20-30 minutes after adhesive is spread to allow it to skin over.
 - Working time is approximately 20-30 minutes under acceptable temperature and humidity conditions.
 - For sheet vinyl, back-roll the adhesive with an adhesive saturated roller to smooth out the trowel ridges.
3. Roll and cross roll floor with a 75-100 lbs (34-45 kg) roller at the end of the installation to ensure proper transfer of adhesive.

PRECAUTIONARY NOTES:

- Do not wet mop the floor for 72 hours after the install is complete.
- Do not strip and finish the floor for 72 hours after the install is complete.
- Reseal lid when not in use to protect product.

REQUIRED TOOLS AND COVERAGE

*Trowel dimensions are width X depth X spacing. Coverage is approximate and may vary depending on porosity of substrate and the angle at which the trowel is held.

Flooring Type	Tool* (images not to scale)	Estimated Coverage
Porous Substrate: LVT/LVP, Acoustic LVT/LVP (permanent bond), Sheet goods (vinyl, homogeneous, heterogeneous)	1/16" x 1/16" x 1/16" (1.6mm x 1.6mm x 1.6mm) Sq Notch	 150-180 sf/gal
Non-porous Substrate: LVT/LVP, Acoustic LVT/LVP (permanent bond), Sheet goods (vinyl, homogeneous, heterogeneous)	1/16" x 1/32" x 1/32" (1.6mm x .8mm x .8mm) U Notch	 220-260 sf/gal
Acoustic LVT/LVP (releasable bond)	3/8" (10mm) Short nap paint roller	 Up to 350 sf/gal

It is the sole responsibility of the contractor/installer to determine the proper porosity of the subfloor, apply the proper amount of adhesive for the job conditions and ensure that all instructions, procedures and practices are strictly adhered to.

CLEANING INSTRUCTIONS

While product is still wet: use a damp cloth and water to remove.

While product is still soft: use adhesive remover/stripper, denatured alcohol or mineral spirits. Always check compatibility on a piece of scrap flooring.

See next page for Product Characteristics

**PRODUCT
CHARACTERISTICS**

Product Identification	Transitional Pressure Sensitive Adhesive
Base Chemistry	Hybrid acrylic
Curing Method	Proprietary modified cross-linking
Appearance	Mint green (wet), Dark green/teal (dry)
Consistency	Smooth, medium viscosity liquid
Application	Easy troweling or roller applied
Flammability	Non-flammable
Freeze/Thaw	Stable to 10°F (-12°C)
Shelf Life	2 years

MOISTURE

Moisture Control	N/A
RH	95%
pH	5-12
MVER	10 lbs

TIME

Open Time	20-30 min (semi-wet set)
Dry Time	30-60 (PSA)
Working Time	12 hrs (PSA), 20-30 min (semi-wet set)
Cure Time	12 hrs
Pot Life	N/A

TRAFFIC

Light Traffic	0 min (PSA) 12 hrs (semi-wet set)
Heavy Traffic	24 hrs
Heavy Rolling Loads	48 hrs

SUSTAINABILITY

Solvents	None
Isocyanates	None
VOC (g/L) - SCAQMD Rule#1168	11
LEED Points	Contributes to low emitting materials
Certifications	Greenguard, FloorScore, CRI Green Label Plus

ACOUSTICS

IIC (Delta)	N/A
STC (Delta)	N/A

STORAGE

This product should be stored at temperatures between 50-90°F (15-32° C). While this product is freeze-thaw stable, it is necessary to protect it from freezing. Freeze/thaw stable to 10°F (-12°C).

CAUTION

DO NOT take internally. If swallowed, DO NOT induce vomiting. Call a physician immediately. KEEP OUT OF REACH OF CHILDREN.

**WARRANTY
INFORMATION**

For warranty information, call Technical Services at (888) 652-2111 or visit us on the web at www.tajflooring.com. Flooring manufacturer's written pre-installation and installation instructions must be strictly followed or the warranty will be void.